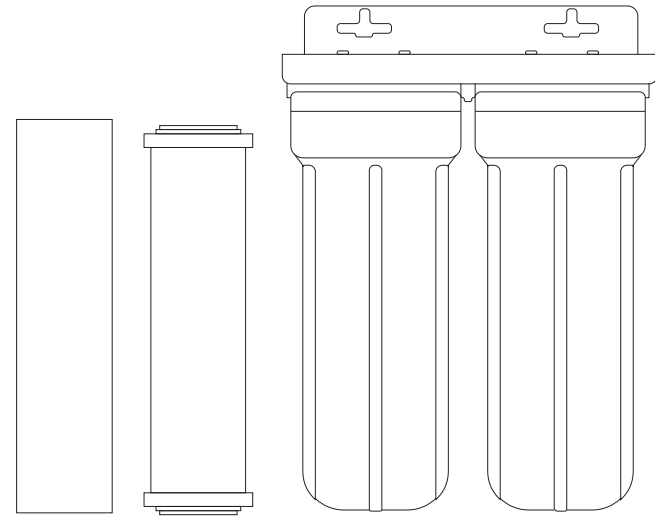
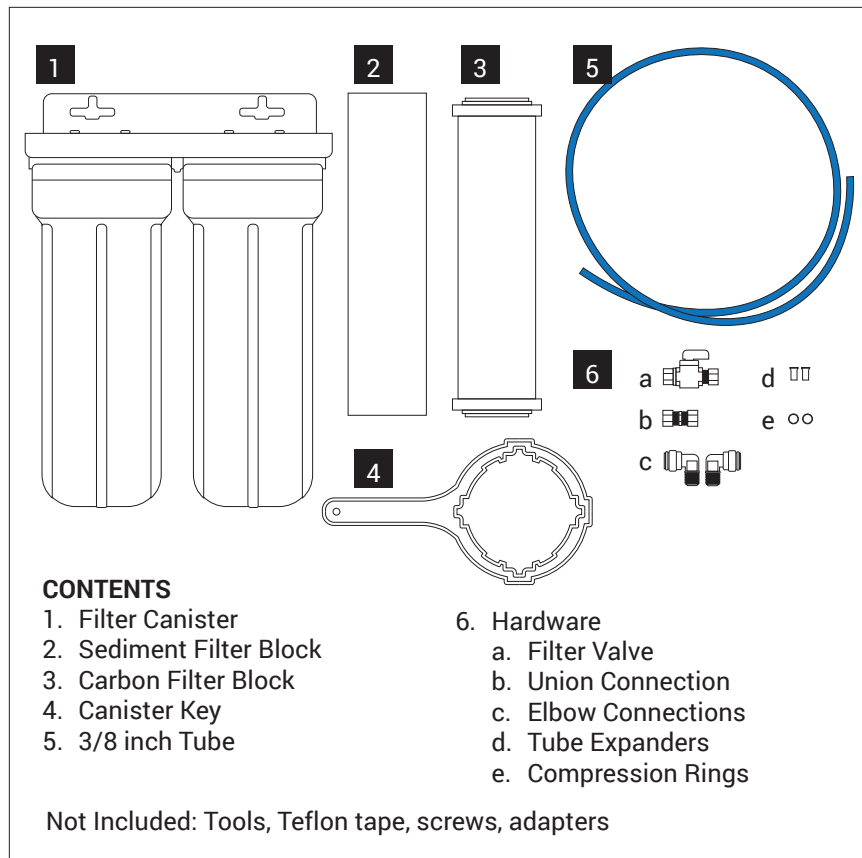


# TWO STAGE UNDER COUNTER WATER FILTER



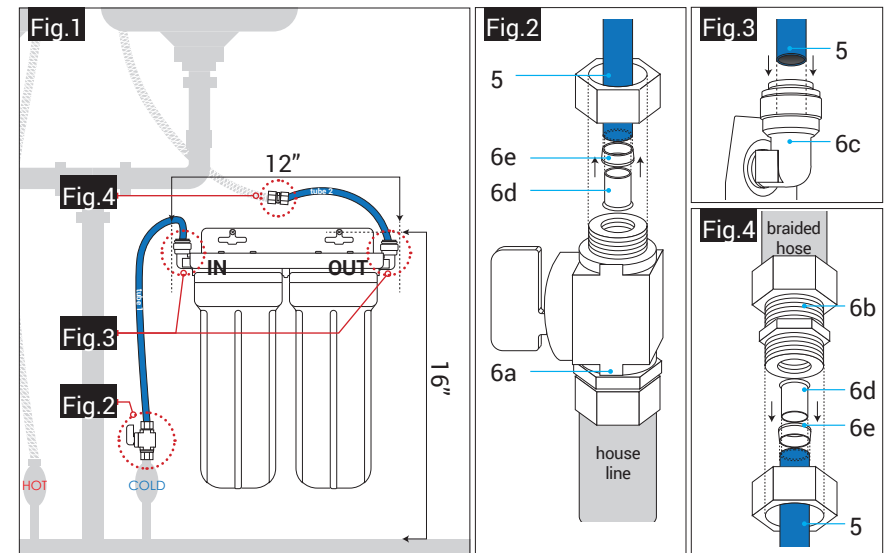


**NOTES:**

1. Install the product upright to maximize contact with filter blocks.
2. Install on cold water lines only (40° – 90°F).
3. Do not install this filter where the line pressure may exceed 100PSI.
4. Hardware provided fit 3/8" standard pipes.
5. Licensed plumbers recommended.

**BEFORE YOU START:**

1. Turn off the cold water line connected to the faucet.
2. Disconnect the braided hose from the cold water line.
3. Choose a wall beneath the sink that measures minimum 16 inches high and 12 inches wide. *Reference Fig. 1*
4. Remove all contents from their packaging.
5. Insert the Sediment Filter Block (2) and Carbon Filter Block (3) into the Filter Canister (1). Use the Canister Key (4) to tighten.
6. Use pipe tape (Teflon tape) on all the hardware with threaded connections (6a, 6b, 6c).
7. Attach the two elbows (6c) to the Filter Canister. *Reference Fig. 1*
8. Cut 3/8 inch Tube (5) in two pieces. Measure and cut length to suit.



**INSTRUCTIONS:**

**Step 1** *Reference Fig. 2*

- 3/8 inch tube 1: Insert a Tube Expander (6d) into and slide a Compression Ring (6e) over one end; connect this to the Filter Valve (6a).
- Attach the Filter Valve to the cold water line.

**Step 2** *Reference Fig. 3*

- 3/8 inch tube 1: Insert the other end into the elbow on the side of the Filter Canister marked "IN".
- 3/8 inch tube 2: Insert one end into the elbow on the side of the Filter Canister marked "OUT".

**Step 3** *Reference Fig. 4*

- 3/8 inch tube 2: Insert a Tube Expander (6d) into and Compression Ring (6e) over the other end; connect this end to the Union Connection (6b).
- Attach the Union Connection to the braided hose.

**Step 4:** Tighten all connections firmly.

**Step 5:** *Reference Fig. 1*

- Hang the Filter Canister.
- Turn on cold water line, run the tap for at least 1 minute and check all the connections for leaks.
- Further tighten connections if leaks are found.

**FILTER CHANGE:** Every 6 months.

**WARRANTY:** 1 Year

**CUSTOMER SERVICE:** 1-xxx-xxx-xxxx