



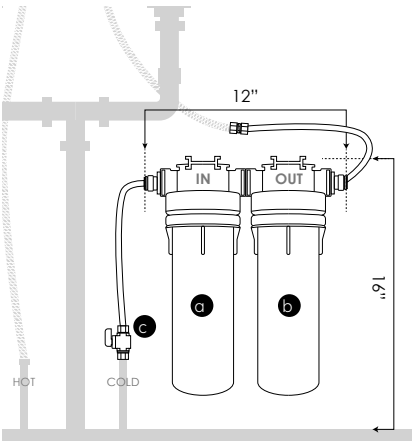
CHLORINE - VOC FILTER

Catalytic carbon cartridge for EZCHANGE Drinking Water System removes Chlorine and VOCs from your tap water. This cartridge should be replaced every six months.

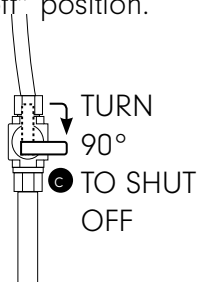


CHLORINE - LEAD FILTER

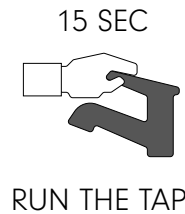
Catalytic carbon cartridge for EZCHANGE Drinking Water System removes chlorine and Lead from your tap water. This cartridge should be replaced every six months.



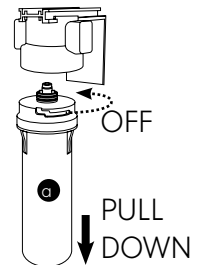
- ① Locate and turn valve **c** 90 degrees to the "off" position.



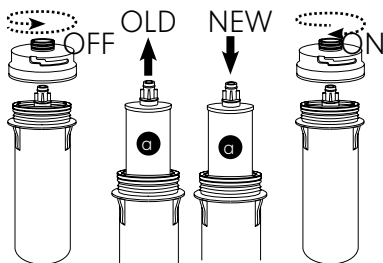
- ② Relieve water pressure by running the tap for 15 seconds.



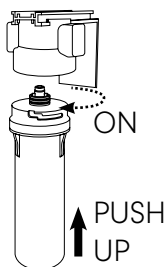
- ③ Make a quarter turn counterclockwise. Pull down to remove the housing **a**.



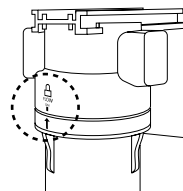
- ④ Unscrew the housing cap counterclockwise. Pull out the old cartridge. Drop in the new cartridge. Screw on the housing cap clockwise.



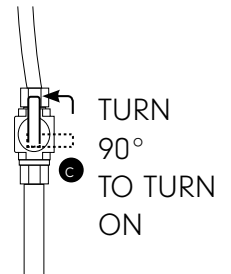
- ⑤ Make a quarter turn clockwise until the housing cap 'clicks' to lock in place.



- ⑥ Check arrow icon is lined up with the "FLOW ON" icon. Repeat steps 1 - 4 for housing **b**.



- ⑦ Slowly open entry valve **c** 90 degrees to the "on" position.



Not sure when to change your pre-filter? Give us a call!



CAN: 1-800-408-5314

USA: 1-855-464-9736

MOVING SOON?

If you are moving or selling your home we have options for the transfer of your water filtration services.

Call or email customer service to arrange the transfer.

customerservice@homewater.com

www.homewater.com